

Equity in Athletics 2008

Institution: Mesabi Range Community and Technical College (173993)

User ID: E81739931

Screening Questions

Please answer these questions carefully as your responses will determine which subsequent data entry screens are appropriate for your institution.

1. How will you report Operating Expenses (i.e., Game Day expenses)?

- By Team Per Participant

2. Select the type of varsity sports teams at your institution.

- Men's Teams Only Women's Teams Only
 Both Men's Teams and Women's Teams Men's Teams and Coed Teams
 Women's Teams and Coed Teams Men's Teams and Women's Teams and Coed Teams
 Coed Teams Only

3. Do you have any assistant coaches?

- Yes
 Men's Teams
 Women's Teams
 Coed Teams
 No

Institution: Mesabi Range Community and Technical College (173993)

User ID: E81739931


Sports Selection - Men's and Women's Teams

Select the varsity sports teams at your institution.

Sport	Men's	Women's	Sport	Men's	Women's
Archery	<input type="checkbox"/>	<input type="checkbox"/>	Badminton	<input type="checkbox"/>	<input type="checkbox"/>
Baseball	<input checked="" type="checkbox"/>		Basketball	<input checked="" type="checkbox"/>	<input checked="" type="checkbox"/>
Beach Volleyball	<input type="checkbox"/>	<input type="checkbox"/>	Bowling	<input type="checkbox"/>	<input type="checkbox"/>
Cross Country	<input type="checkbox"/>	<input type="checkbox"/>	Diving	<input type="checkbox"/>	<input type="checkbox"/>
Equestrian	<input type="checkbox"/>	<input type="checkbox"/>	Fencing	<input type="checkbox"/>	<input type="checkbox"/>

Field Hockey	<input type="checkbox"/>	<input type="checkbox"/>	Football	<input checked="" type="checkbox"/>	<input type="checkbox"/>
Golf	<input type="checkbox"/>	<input type="checkbox"/>	Gymnastics	<input type="checkbox"/>	<input type="checkbox"/>
Ice Hockey	<input type="checkbox"/>	<input type="checkbox"/>	Lacrosse	<input type="checkbox"/>	<input type="checkbox"/>
Rifle	<input type="checkbox"/>	<input type="checkbox"/>	Rodeo	<input type="checkbox"/>	<input type="checkbox"/>
Rowing	<input type="checkbox"/>	<input type="checkbox"/>	Sailing	<input type="checkbox"/>	<input type="checkbox"/>
Skiing	<input type="checkbox"/>	<input type="checkbox"/>	Soccer	<input type="checkbox"/>	<input type="checkbox"/>
Softball	<input type="checkbox"/>	<input checked="" type="checkbox"/>	Squash	<input type="checkbox"/>	<input type="checkbox"/>
Swimming	<input type="checkbox"/>	<input type="checkbox"/>	Swimming and Diving (combined)*	<input type="checkbox"/>	<input type="checkbox"/>
Synchronized Swimming	<input type="checkbox"/>	<input type="checkbox"/>	Table Tennis	<input type="checkbox"/>	<input type="checkbox"/>
Team Handball	<input type="checkbox"/>	<input type="checkbox"/>	Tennis	<input type="checkbox"/>	<input type="checkbox"/>
Track and Field (Indoor)	<input type="checkbox"/>	<input type="checkbox"/>	Track and Field (Outdoor)	<input type="checkbox"/>	<input type="checkbox"/>
Track and Field and Cross Country (combined) *	<input type="checkbox"/>	<input type="checkbox"/>	Volleyball	<input type="checkbox"/>	<input checked="" type="checkbox"/>
Water Polo	<input type="checkbox"/>	<input type="checkbox"/>	Weight Lifting	<input type="checkbox"/>	<input type="checkbox"/>
Wrestling	<input type="checkbox"/>	<input type="checkbox"/>	<u>Other Sports (Specify sports in the caveat box.)</u>	<input type="checkbox"/>	<input type="checkbox"/>

CAVEAT



* You may report data for track and field teams separately or in a combined manner (i.e., Track and Field and Cross Country (combined)) and data for Swimming and Diving teams separately or in a combined manner (i.e., Swimming and Diving (combined)).

Note: Dancing and Cheerleading are not reportable sports.

If after leaving this screen you return to it to add a sport, be sure to include associated data for that sport on subsequent screens. If you return to this screen to delete a sport, all associated data for that sport will be deleted from subsequent screens as well.

Institution: Mesabi Range Community and Technical
College (173993)

User ID: E81739931


Athletics Participation - Men's and Women's Teams

Athletics Participation

	Number of participants as of the day of the first scheduled contest	
Varsity Teams	Men's Teams	Women's Teams
Baseball	<input type="text" value="32"/>	
Basketball	<input type="text" value="13"/>	<input type="text" value="11"/>

Football	37	
Softball		11
Volleyball		9
Total Participants Men's and Women's Teams Unduplicated Count of Participants (Number of individuals who participated on at least one varsity team.)	82	31
	82	31

CAVEAT



Institution: Mesabi Range Community and Technical College (173993)

User ID: E81739931


Head Coaches - Men's Teams

Head Coaches - Men's Teams

*A full-time head coach is an individual who coaches one team full-time **and** is a full-time employee of the school.*

Varsity Teams	Male Head Coaches				Female Head Coaches				Total Head Coaches
	Full-Time Coaching Duties	Part-Time Coaching Duties	Full-Time University Employee	Part-Time University Employee or Volunteer	Full-Time Coaching Duties	Part-Time Coaching Duties	Full-Time University Employee	Part-Time University Employee or Volunteer	
Baseball		1		1					1
Basketball	1		1						1
Football	1		1						1
Coaching Position Totals	2	1	2	1	0	0	0	0	3

CAVEAT




Head Coaches - Women's Teams

Head Coaches - Women's Teams

A full-time head coach is an individual who coaches one team full-time **and** is a full-time employee of the school.

Varsity Teams	Male Head Coaches				Female Head Coaches				Total Head Coaches
	Full-Time Coaching Duties	Part-Time Coaching Duties	Full-Time University Employee	Part-Time University Employee or Volunteer	Full-Time Coaching Duties	Part-Time Coaching Duties	Full-Time University Employee	Part-Time University Employee or Volunteer	
Basketball		1		1					1
Softball		1		1					1
Volleyball					1		1		1
Coaching Position Totals	0	2	0	2	1	0	1	0	3



Head Coaches' Salaries - Men's and Women's Teams

Head Coaches' Salaries


Enter salaries and bonuses only. Do not include benefits on this screen. Do not include volunteer coaches in your calculations.

	Men's Teams	Women's Teams
Average Annual Institutional Salary per Head Coach	14,524	9,576
Number of Head Coaches Included in Average	3	3
Average Annual Institutional Salary per Full-time equivalent (FTE)	18,700	17,306

Number of Full-time equivalents (FTEs) Included in Average
CAVEAT

2.33

1.66



Institution: Mesabi Range Community and Technical College (173993)

User ID: E81739931

Assistant Coaches - Men's Teams

Assistant Coaches - Men's Teams


A full-time assistant coach is an individual who coaches one team full-time **and** is a full-time employee of the school.

Male Assistant Coaches

Female Assistant Coaches

Varsity Teams	Male Assistant Coaches			Female Assistant Coaches			Total Assistant Coaches	
	Full-Time Coaching Duties	Part-Time Coaching Duties	Full-Time University Employee or Volunteer	Part-Time University Employee or Volunteer	Full-Time Coaching Duties	Part-Time Coaching Duties		Full-Time University Employee or Volunteer
Baseball							0	
Basketball		1		1			1	
Football		3		3			3	
Coaching Position Totals	0	4	0	4	0	0	0	4

CAVEAT



Institution: Mesabi Range Community and Technical College (173993)

User ID: E81739931


Assistant Coaches - Women's Teams

Assistant Coaches - Women's Teams

A full-time assistant coach is an individual who coaches one team full-time **and** is a full-time employee of the school.

Varsity Teams	Male Assistant Coaches			Female Assistant Coaches				Total Assistant Coaches	
	Full-Time Coaching Duties	Part-Time Coaching Duties	Full-Time University Employee	Part-Time University Employee or Volunteer	Full-Time Coaching Duties	Part-Time Coaching Duties	Full-Time University Employee		Part-Time University Employee or Volunteer
Basketball		1		1				1	
Softball		1		1				1	
Volleyball					1		1	1	
Coaching Position Totals	0	2	0	2	1	0	1	0	3

CAVEAT



Institution: Mesabi Range Community and Technical College (173993)

User ID: E81739931


Assistant Coaches' Salaries - Men's and Women's Teams

Assistant Coaches' Salaries

Enter salaries and bonuses only. Do not include benefits on this screen. Do not include volunteer assistant coaches in your calculations.

	Men's Teams	Women's Teams
Average Annual Institutional Salary per Assistant Coach	2,000	500
Number of Assistant Coaches Included in Average	4	3
Average Annual Institutional Salary per Full-time equivalent (FTE)	8,000	1,500
Number of Full-time equivalents (FTEs) Included in Average	1.00	1.00

CAVEAT



Institution: Mesabi Range Community and Technical College (173993)

User ID: E81739931


Athletically Related Student Aid - Men's and Women's Teams

Athletically Related Student Aid

Athletically Related Student Aid should also be included on the Revenues and Expenses screens for the teams to which it applies. If you do not have any aid to report, enter a 0.

	Men's Teams	Women's Teams	Total
Total	0	0	0
Ratio (percent)	0	0	100%

CAVEAT



Institution: Mesabi Range Community and Technical College (173993)

User ID: E81739931

Total Revenues - Men's and Women's Teams


Revenues by Team

The amount entered on the Athletically Related Student Aid screen must also be included in the revenues for the teams to which it applies. Do not include revenues for capital expenditures or debt service. Click on "Click here for screen instructions" for detailed information about other revenues to include.

Varsity Teams	Men's Teams	Women's Teams	Total
Basketball	34,661	29,553	64,214
Football	54,736		54,736
Baseball	29,712		29,712
Softball		21,956	21,956
Volleyball		21,511	21,511
Total Revenues of all Sports, Except Football and Basketball, Combined	29,712	43,467	73,179
Total Revenues Men's and Women's Teams	119,109	73,020	192,129
Not Allocated by Gender/Sport			17,052
Grand Total for all Teams (includes by team and not			209,181

allocated by gender/sport)

CAVEAT



Institution: Mesabi Range Community and Technical College (173993)

User ID: E81739931


Recruiting Expenses - Men's and Women's Teams

Recruiting Expenses

Recruiting Expenses should also be included on the Expenses screen for the teams to which the Expenses apply.

	Men's Teams	Women's Teams	Total
Total	5,300	2,200	7,500

CAVEAT



Institution: Mesabi Range Community and Technical College (173993)

User ID: E81739931

Operating Expenses (i.e., Game-Day Expenses) - Men's and Women's Teams by Team


Operating Expenses by Team

Operating Expenses consist of game-day expenses only. You must include your operating expenses on the Total Expenses screen as well.

Varsity Teams	Men's Teams			Women's Teams			Total Operating Expenses
	Participants	Operating Expenses per Participant	By Team	Participants	Operating Expenses per Participant	By Team	
Basketball	13	1,235	16,061	11	1,444	15,880	31,941
Football	37	788	29,164				29,164
Baseball	32	559	17,872				17,872
Softball				11	959	10,547	10,547
Volleyball				9	1,147	10,327	10,327
Total Operating Expenses Men's and Women's	82		63,097	31		36,754	99,851

Teams

CAVEAT



Institution: Mesabi Range Community and Technical College (173993)

User ID: E81739931


Total Expenses - Men's and Women's Teams

[Expenses](#) by Team

The amounts entered on the Athletically Related Student Aid, Operating Expenses, and Recruiting Expenses screens must also be included in the expenses for the teams to which they apply. Do not include capital expenditures or debt service. Click on "Click here for screen instructions" for detailed information about other expenses to include.

Varsity Teams	Men's Teams	Women's Teams	Total
Basketball	34,620	29,012	63,632
Football	55,539		55,539
Baseball	29,812		29,812
Softball		21,456	21,456
Volleyball		20,275	20,275
Total Expenses of all Sports, Except Football and Basketball, Combined	29,812	41,731	71,543
Total Expenses Men's and Women's Teams	119,971	70,743	190,714
Not Allocated by Gender/Sport			17,052
Grand Total Expenses			207,766

CAVEAT



Institution: Mesabi Range Community and Technical College (173993)

User ID: E81739931

Revenues & Expenses Summary

Revenues and Expenses Summary

Grand Total Revenues	209,181
Grand Total Expenses	207,766

Please review this screen carefully. **The amount of Grand Total Revenues must be equal to or greater than the amount of Grand Total Expenses** before you can lock your survey data. If it is not, you must go back and correct the amounts you entered on the Total Revenues and/or Total Expenses screen(s).

Remember that your **Total Revenues** and **Total Expenses** screens must include amounts you entered on some of the other screens. That is:

- The amount you entered on the Athletically Related Student Aid screen must be included with all of your other revenues (budget, ticket sales, etc.) on the **Total Revenues** screen. For detailed information on what to include in Total Revenues, click on 'Click here for screen instructions' on the Total Revenues screen.
- The amount you entered on the Operating Expenses, Recruiting Expenses, and Athletically Related Student Aid screens must be included with all of your other expenses (salaries and benefits, equipment, etc.) on the **Total Expenses** screen. For detailed information about what to include in Total Expenses, click on 'Click here for screen instructions' on the Total Expenses screen.

To return to the data entry screens to make corrections, click on the link in the menu on the left of this screen.

To proceed to the Supplemental Information screen, click on that link in the menu or click on the 'Next' button on the bottom of this screen.

Institution: Mesabi Range Community and Technical
College (173993)

User ID: E81739931

Supplemental Information

Supplemental Information

This screen is optional. You may use it to provide additional information to help the reader better understand the data you have provided in this survey, or to help a prospective student-athlete make an informed choice of an athletic program. If you do not want to enter any supplemental information, please leave this screen blank.

